

2022

# Year In Review





# Total Tithes and Offerings

# \$1,983,187

2022



2021



**26% Increase**  
+\$409,960



2022 Year In Review




# Giving

**425** Unique  
Givers

**4,828** Total  
Gifts

**\$4,081** Average Giving  
Per Household

**\$359** Average  
Gift

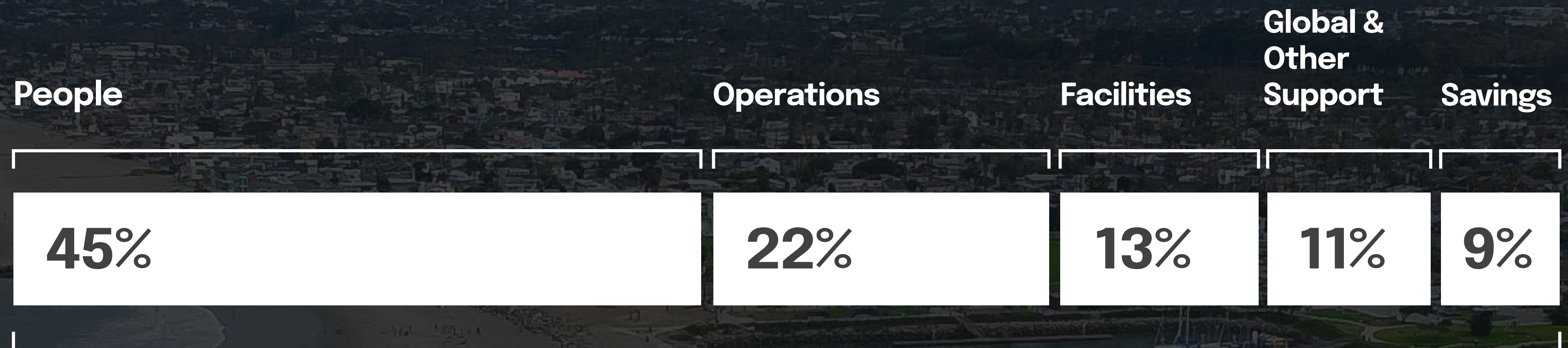


56% of people gave





# Kingdom Investment



Total Budget




2022 Year In Review

# Global & Missional Payments

# \$198,026

\$172K

\$42K



Global Mission

Domestic  
Mission



2022 Year In Review